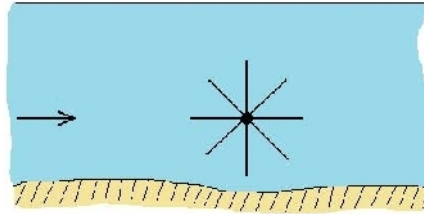
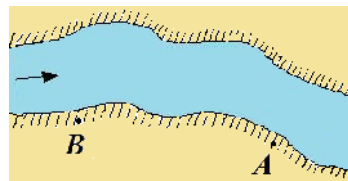


« » – , « » – , . – ,
: « »

- 1. ?
- 2. (.),
- 3. .
- 4. « » . (.), ,

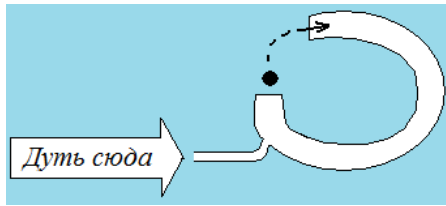


- 5. « » ?
- 6. , ?
- 7. , – ?
- 8. ?
- 9. ? (, , , (.) ?)



- 10. , .
 - 11. ?
 - 12. , ,
 - 13. , ?
 - 14. () . (.). ?
- ?, ?
-
- Diagram showing flow around two circular obstacles. The left obstacle is labeled 'a' and the right one 'b'. Both are purple. Above each is an orange circle labeled 'M'. Dashed lines represent streamlines that curve around the obstacles.

15.

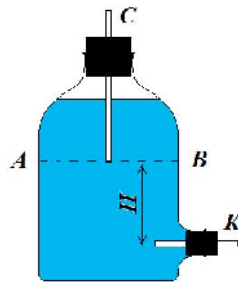


16.

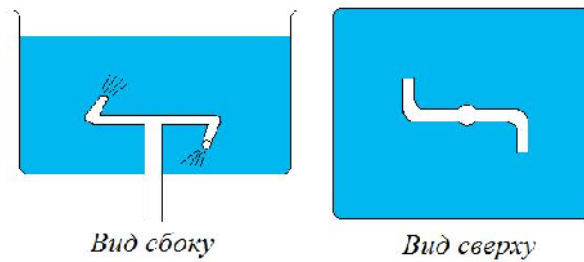
17.

18.

« (. .) ».



19.



20.

130 / .

100

« »